

## PIT m3.3p

402240




PITmode electronic selector switch for control panel installation and for safe selection of 3 operating modes via a non-contact key and selection of buttons.

## Technical details

Certifications:	CE;cULus Listed;TÜV;FCC;IC
Width dimension:	98.0 mm
Height dimension:	55.0 mm
Depth dimension:	43.0 mm
Gross weight:	260 g
Net weight:	140 g
Ambient temperature:	-20 - 60 °C

## Accessories



402302

PIT m3.2p terminal set spring load












402303

PIT m3.2p screw terminal set angled



402305

PIT m3.2p screw terminal set

	402281	PIT m3 key2 mode 1
	402284	PIT m3 key2 mode 4
	402292	PIT m3 key2hq mode 2
	402291	PIT m3 key2hq mode 1
	402282	PIT m3 key2 mode 2
	402283	PIT m3 key2 mode 3
	402295	PIT m3 key2hq mode service
	402293	PIT m3 key2hq mode 3
	402294	PIT m3 key2hq mode 4



402285

PIT m3 key2 mode service

---